



Infrastructure Trust Fund

European Union Africa

EU-Africa Infrastructure Trust Fund (ITF)

ICA Meeting

22/23 November 2010 ~ Tunis

Presentation prepared by the
ITF Secretariat

Governance Structure of the Fund

African Union

EU-Africa Infrastructure Partnership Steering Committee

European Union

- 58 members:
- 18 countries
- 8 RECS
- AUC
- AfDB
- ECA

- 58 members:
- 27 MS
- EC
- EIB

- « The members of the Steering Committee welcome the presence of the Secretariat of the ICA at this meeting and recognize the need for continuing and reinforced cooperation... to better contribute to our shared goal of better infrastructure services provision in Africa » (Addis Ababa, 20/21 Nov. 2008)

Governance Structure of the Fund

African Union

EU-Africa Infrastructure Partnership Steering
Committee

European Union

- ❖ JOINT DECLARATIONS:
- ❖ « The members of the Steering Committee welcome the presence of the Secretariat of the ICA at this meeting and recognize the need for continuing and reinforced cooperation... to better contribute to our shared goal of better infrastructure services provision in Africa » (Addis Ababa, 20/21 Nov. 2008)
- ❖ The members of the Steering Committee recognize the need for continued and reinforced coordination with other institutions pursuing an integration agenda in Africa, such as the ICA and the UN-ECA, to better contribute to our shared goal of better infrastructure services provision in Africa » (Tunisia, 7 April 2010)

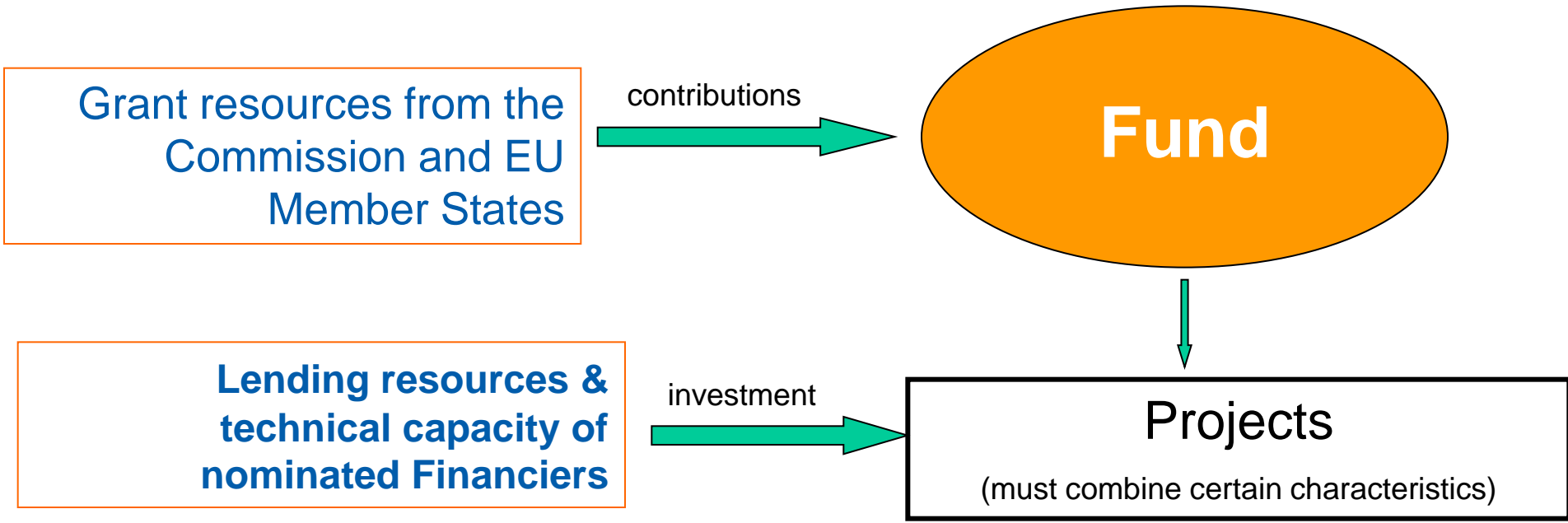
The key objective of the ITF:

Contribute to achieving the strategic objective of the EU-Africa Partnership for Infrastructure through targeted funding aimed at making up the regional and continental deficit in infrastructure in Africa

The ITF:

- ✓ An instrument of the EU-Africa Partnership for Infrastructure
- ✓ A Loan-Grant-Blending (LGB) Mechanism to increase the leverage effect of EU Donors' funding

The ITF as Loan-Grant Blending Mechanism:



Governance Structure:

Donor (together: The Executive Committee)	committed contribution amount (EUR)	Financier (together: The Project Financiers Group – PFG)
Austria	2,000,000	Austrian Development Bank
Belgium	1,000,000	Belgian Investment Company for Developing Countries (BIO)
European Commission	308,700,000	European Investment Bank
Finland	5,000,000	Finnfund
France	10,000,000	Agence Française de Développement - AFD
Germany	1,000,000	Kreditanstalt für Wiederaufbau - KfW
Greece	1,000,000	Ministry of Economy and Finance
Italy	5,000,000	SIMEST
Luxembourg	2,000,000	Lux-Development S.A.
The Netherlands	2,000,000	Private Infrastructure Development Group (PIDG)
Portugal	1,000,000	SOFID
Spain	10,000,000	COFIDES, S.A.
The United Kingdom	40,000,000	Proposed: African Development Bank
	388,700,000	

Key eligibility criteria: The ITF can support infrastructure projects with the following characteristics:

- ❖ Trans-border infrastructure projects (or a national project with a demonstrable regional impact)
- ❖ African ownership (e.g. AU, NEPAD or RECs)
- ❖ Carried out by public, private or mixed-capital entities
- ❖ Targeted infrastructure sectors:
 - Energy
 - Transport
 - Water & Sanitation
 - Telecommunications / IT

Forms of GRANT support:

Grants from the ITF can take one or more of the following forms:

- ❖ **Interest rate subsidies (IRS)** — can be applied in flexible ways to reduce the total amount of debt payable by the borrower
- ❖ **Technical assistance (TA)** — preparatory work for eligible projects, project supervision and targeted capacity building
- ❖ **Direct Grants (DG)** — to finance project components with social or environmental benefits
- ❖ **Insurance Premia (IP)** - Payment of early-stage premia for launching infrastructure projects

Governance Structure of the Fund

African Union

EU-Africa Infrastructure Partnership Steering Committee

- provides strategy guidance to the Executive Committee -

European Union

ITF Secretariat

assistance to the
Executive Committee

ITF Executive Committee

- **Decision-making body** -
- **approves Grant Requests** -

Fund Manager

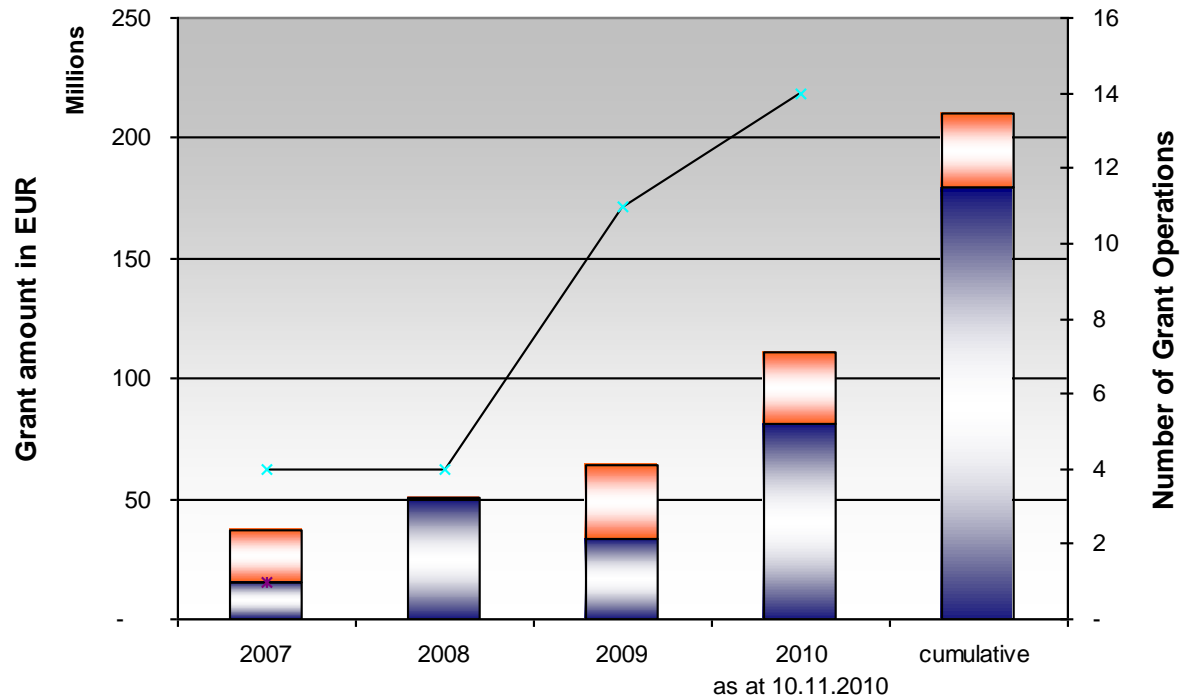
EIB - responsible for
treasury and accounting

Project Financiers Group / Lead Financier

project assessment / evaluation & eligibility check
submits Grant Requests

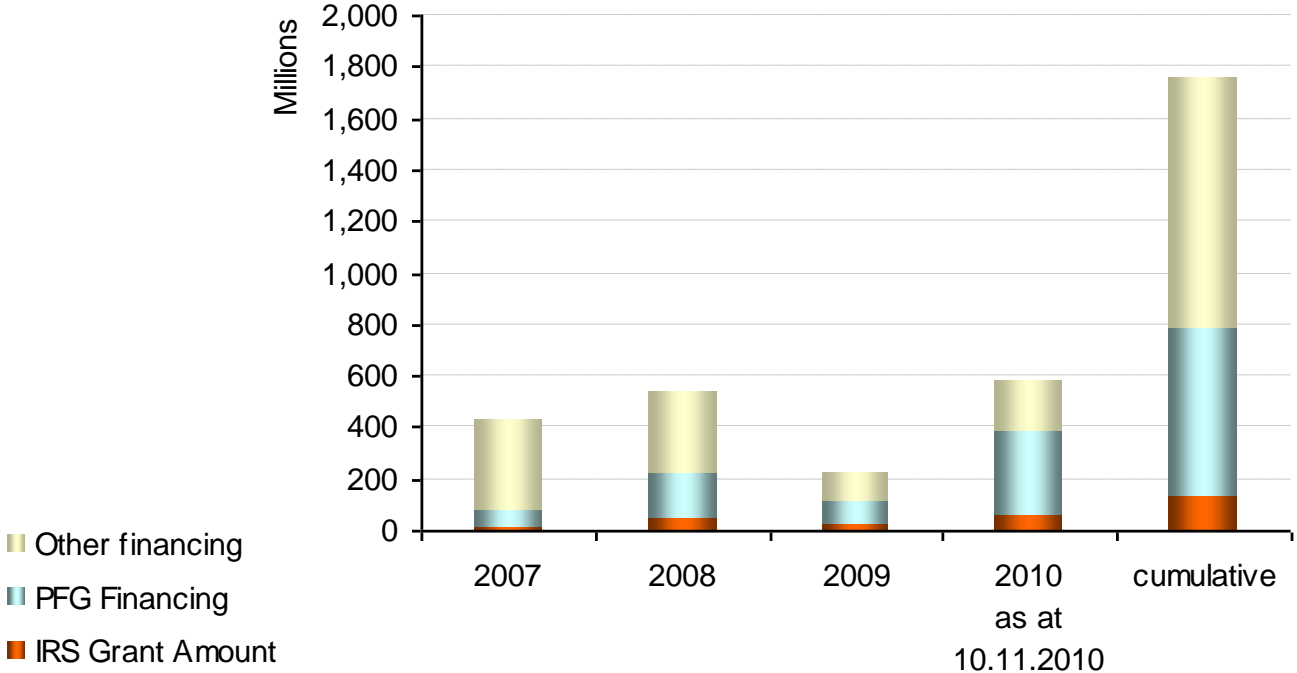
Operational Results as at 10.11.2010:

■ approved Grant Operations ■ cleared in principle (CIP)



	2007	2008	2009	2010 as at 10.11.2010	cumulative
approved Grant Operations	15,485,000	49,200,000	33,550,000	80,960,000	179,195,000
cleared in principle (CIP)	21,600,000	1,700,000	30,700,000	30,000,000	31,000,000
Number of Grant approvals	4 + 2	4 + 1	11 + 2	14 + 2	33 + 2
<i>the cumulative total for CIPs does not include the CIPs which have been converted into approvals</i>					

Grant Operations for the Investment Phase of Projects



	2007	2008	2009	2010 as at 10.11.2010	cumulative
IRS Grant Amount	11,935,000	44,000,000	20,850,000	55,500,000	132,285,000
PFG Financing	66,000,000	170,000,000	93,000,000	327,140,000	656,140,000
Other financing	346,500,000	321,000,000	107,200,000	194,860,000	969,560,000
	424,435,000	535,000,000	221,050,000	577,500,000	1,757,985,000
Leverage Effect:					12

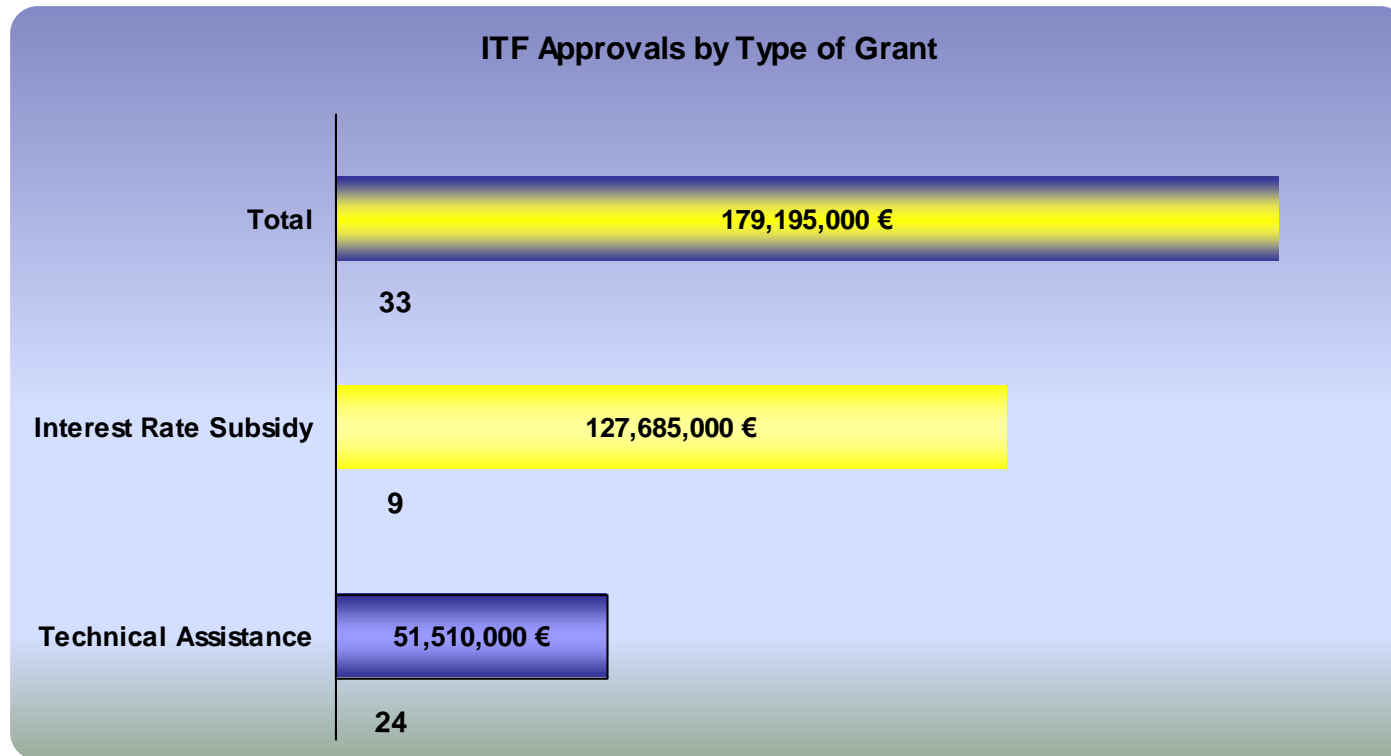
Grant Operations as at 10.11.2010 (page 1 of 2)

Grant Operation	Region	Sector	Type	PFG Lead Financier	Grant Amount	estimated Total Project	date of approval
EASSy	Central & East Africa	ICT	TA	EIB	2,600,000	201,000,000	05/07/2007
Felou	West Africa & Sahel	Energy	IRS	EIB	9,335,000	211,500,000	10/07/2007
Ethiopia-Kenya Interconnector	Central & East Africa	Energy	TA	KfW	550,000	660,000,000	10/07/2007
WAPP - CLSG power interconnection project	West Africa & Sahel	Energy	TA	EIB	3,000,000	260,000,000	16/10/2007
Caprivi Interconnector	Southern Africa	Energy	IRS	EIB	15,000,000	302,000,000	22/01/2008
Ruzizi	Central & East Africa	Energy	TA	EIB	4,200,000	300,000,000	29/05/2008
Beira Corridor	Southern Africa	Transport	IRS	EIB	29,000,000	189,000,000	18/12/2008
OMVS Gouina Hydropower (GHPP)	West Africa & Sahel	Energy	TA	AFD	1,000,000	250,000,000	18/12/2008
WAPP - Coastal Backbone transmission lines	West Africa & Sahel	Energy	TA	EIB	1,750,000	60,000,000	27/03/2009
Update of the WAPP Masterplan	West Africa & Sahel	Energy	TA	EIB	1,450,000	na	22/10/2009
Port de Pointe Noire	West Africa & Sahel	Transport	IRS	AFD	6,600,000	127,000,000	10/11/2009
Port de Pointe Noire	West Africa & Sahel	Transport	TA	AFD	2,000,000		14/12/2009
ECOWAS Electricity Regulation	West Africa & Sahel	Energy	TA	AFD	1,700,000	8,348,073	10/11/2009
Benin - Togo Power Rehabilitation	West Africa & Sahel	Energy	IRS	EIB	12,250,000	73,200,000	10/11/2009
Mozambique Backbone (CESUL)	Southern Africa	Energy	TA	EIB	700,000	1,000,000,000	14/12/2009
Jomo Kenyatta International Airport Extension	Central & East Africa	Transport	TA	EIB	5,000,000	215,000,000	14/12/2009
Expansion of Port of Walvis Bay	Southern Africa	Transport	TA	KfW	450,000	200,000,000	14/12/2009
Sambangalou Hydro Power Plant	West Africa & Sahel	Energy	TA	AFD	350,000	350,000,000	14/12/2009
Gibe 3 Hydro Power Plant	Central & East Africa	Energy	TA	EIB	1,300,000	1,450,000,000	14/12/2009
Transmission Line Kibuye-Goma-Birembo	Central & East Africa	Energy	TA	KfW	800,000	69,000,000	15/04/2010
Mount Coffee Hydropower	West Africa & Sahel	Energy	TA	EIB	1,500,000	116,000,000	15/04/2010

Grant Operation	Region	Sector	Type	PFG Lead Financier	Grant Amount	estimated Total Project	date of approval
Rehabilitation of the Great East Road	Southern Africa	Transport	IRS	EIB	25,000,000	250,000,000	29/06/2010
Rehabilitation of the Great East Road	Southern Africa	Transport	TA	EIB	1,000,000		29/06/2010
Rehabilitation of the Great East Road	Southern Africa	Transport	IRS	AFD	10,800,000		09/11/2010
Kampala Water – Lake Victoria WATSAN	Central & East Africa	Water	IRS	KfW	14,000,000	212,000,000	29/06/2010
Kampala Water – Lake Victoria WATSAN	Central & East Africa	Water	TA	KfW	8,000,000		29/06/2010
Lower Orange River Hydro Electricity Power Scheme	Southern Africa	Energy	TA	EIB	1,600,000	250,000,000	29/06/2010
Engaging Banks in Financing Energy Transition Projects in East Africa	Central & East Africa	Energy	TA	AFD	2,000,000	60,000,000	29/06/2010
AXIS - The African Internet Exchange System	African Continent	ICT	TA	Lux-Development	5,100,000	tbd	19/08/2010
Satellite eMedicine for Africa	African Continent	ICT	TA	Lux-Development	4,000,000	tbd	23/08/2010
Capacity building for environmental impact assessment and clean development mechanism initiatives	West Africa & Sahel	Energy	TA	EIB	900,000	na	23/08/2010
Access to Douala	Central & East Africa	Transport	IRS	AFD	5,700,000	60,000,000	16/09/2010
Integrated Transport Master Plan for Namibia	Southern Africa	Transport	TA	EIB	560,000	tbd	09/11/2010
					179,195,000	6,874,048,073	

Grant Operations Cleared in Principle	Region	Sector	Type	PFG Lead Financier	Grant Amount	estimated Total Project	date of approval
Programme d'investissement du port de Port-Louis	Southern Africa	Transport	TA	AFD	1,000,000	136,000,000	awaited
Geothermal Risk Mitigation Facility	Central & East Africa	Energy	DG	KfW	30,000,000	1,000,000,000	awaited
					31,000,000		

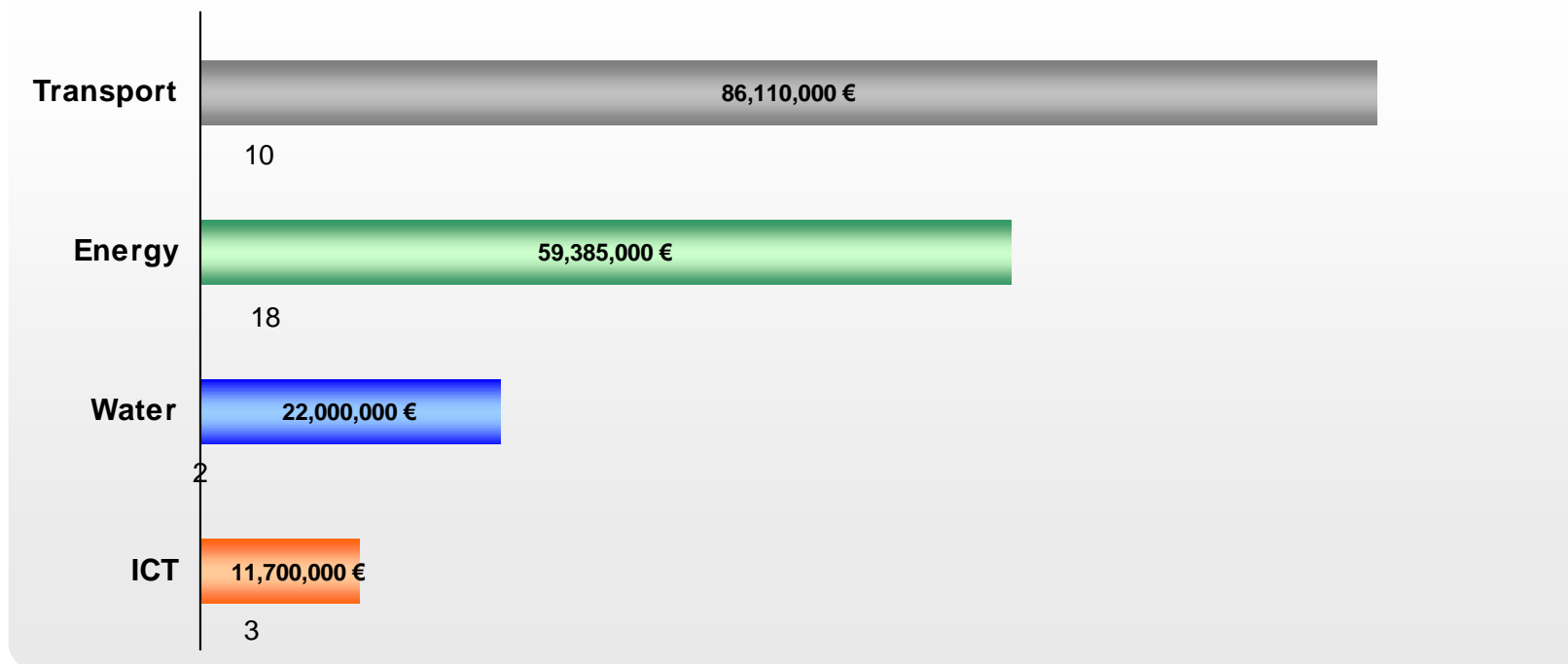
Operational Results - by type of Grant:



	Grant amount	number of grants
Technical Assistance	51,510,000	24
Interest Rate Subsidy	127,685,000	9
Total	179,195,000	33

Operational Results - by Sector:

ITF Approvals by Sector



	Amount	Number
ICT	11,700,000	3
Water	22,000,000	2
Energy	59,385,000	18
Transport	86,110,000	10
	179,195,000	33

Active Pipeline as at 10.11.2010

Active Pipeline Grant request anticipated within a 3-18 month time horizon	regional cover	Sector	Scope	PFG Lead Financier	Grant Amount
BOAD Credit Line	UEMOA countries	Transport	IRS	EIB	7,785,000
Tanzania Backbone Interconnector	Tanzania	Energy	IRS	EIB	30,200,000
Seychelles Submarine Cable	Indian Ocean	ICT	DG	EIB	4,000,000
Mozambique Backbone (CESUL)	Mozambique	Energy	TA	EIB	2,000,000
Mauritania Submarine Cable Connection	Mauritania	ICT	IRS	EIB	2,800,000
UMOJANET	Mauritania	ICT	TA	AFD	1,350,000
Aéroport International Blaise Diagne	Senegal	Transport	TA	AFD	5,000,000
Senegal - Dakar Port	Senegal	Transport	IRS	AFD	5,500,000
Mauritius - Port Louis	Indian Ocean	Transport	IRS	AFD	6,000,000
Port Victoria	Seychelles	Transport	TA	EIB	2,000,000
WAPP - CLSG power interconnection project	Ivory Coast, Sierra Leone, Liberia, Guinée	Energy	IRS	EIB	25,000,000
Regionally Integrated Backbone Transmission Network	Mozambique	ICT	IRS	AFD	3,800,000
Regionally Integrated Backbone Transmission Network	Mozambique	ICT	TA	AFD	300,000
					95,735,000

Recent Developments for enhanced collaboration

- Additional Financiers: AfDB, PIDG, FinnFund, SIMEST
- Additional Funding: UK, France, EC
- Approvals in new sectors: Road, Water
- Approvals in new form of support: direct grant

- Meetings with IPPF: Exchange of pipeline, identification of complementarities

- Improved Administrative tool: Database: Project Management Tool (PMT) to share Basic Project Data & Status, Preparation Checklist and GIS

The EU-Africa ITF Website:
<http://www.eu-africa-infrastructure-tf.net/>

The ITF Secretariat has developed a website to promote the Trust Fund's activities.

In order to support the principles of transparency and visibility, part of the website is dedicated to **procurement**

The site offers information on the Trust Fund itself but also a comprehensive **library** accessible to the broad public.

Restricted areas for the Executive Committee and the PFG help exchanging information and documentation.



EU-Africa Infrastructure Trust Fund



In the context of the Gleneagles Declaration on Africa emerging from the G-8 Summit in 2005 and the EU Council's adoption of an EU Strategy for Africa, the EU and its African counterparts initiated a Partnership for African Infrastructure.

[♦ Read more...](#)

EU-Africa Infrastructure Trust Fund Steering Committee

To support the implementation of the Partnership, the EU-Africa Infrastructure Trust Fund (the Trust Fund) was launched in 2007. It encourages the financing of infrastructure programmes which facilitate interconnectivity and

At the same time that the Partnership was created, a Steering Committee - represented equally by European and African members- was established with the aim of providing policy and strategic orientation to the activities of the Infrastructure Partnership.

By Country

PusionMaps.
[Read more...](#)

New !

- ♦ [Planned increase in the ITF Grant inlay!](#)
- ♦ [NEW! ITF Results 2014](#)

Thank you !

For more information please visit our website:

www.eu-africa-infrastructure-tf.net

or contact:

Yves De Rosée

Head of Secretariat

y.derosee@eib.org

Ph. +352 4379 82968

Anja Schorr

Administrative Officer

a.schorr@eib.org

Ph. +352 4379 82970